



CSD Series Drives



CSD 02/04



CSD 02.V/04.V



CSD 92/94



INTRODUCTION

- Series of ministepped bipolar chopper drives, suitable for driving medium-low power two-phase stepping motors, with four, six or eight terminals.
- Highly compact, easy to use and cost effective solution. This system is designed for easy mounting inside a metallic electrical cabinet.
- Target: low power applications without special configuration requirement, but needing high precision, smoothness of movement and low acoustic noise.

HIGHLIGHTS

- Microstepping function up to 3.200 step/rev.
- Electronic damping facility for further acoustic noise and mechanic vibrations reduction at low and medium speed.
- Separated connectors for logic signals and power connections.
- Pull-up and pull-down input signals ease interfacing with the most commonly used control systems.

Series	Model	V _{DC} range (Volt)	I _{NP} min. (Peak value) (Amp)	I _{NP} max. (Peak value) (Amp)	Dimensions (mm)
CSD	02 - 02.V*	24 to 48	0.7	2.4	92x85x22
CSD	04 - 04.V*	24 to 48	2.6	4.4	92x85x23
CSD	92	24 to 48	0.7	2.4	99x90x21
CSD	94	24 to 48	2.6	4.4	99x90x21

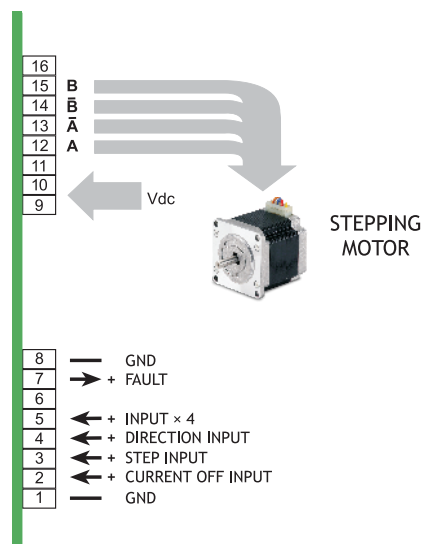
* CSD 02.V and CSD 04.V versions are equipped with screw-type connectors.

TECHNICAL FEATURES

- Range of operating voltages: 24-48 V_{DC}.
- Range of current: 0.7-4.4 Amp. Setting up to eight possible values by means of dip-switches.
- Microstepping: 400, 800, 1.600 and 3.200 steps /revolution. Setting by means of dip-switches.
- Automatic current reduction at motor standstill.
- Protections:
 - Protection against under-voltage and over-voltage.
 - Protection against a short-circuit at motor outputs.
 - Overtemperature protection with thermal sensor.
- Possibility to set Pull-UP or Pull-Down inputs.
- Possibility to switch off motor current with an external logic signal.
- High efficiency CHOPPER with MOSFET final stage output.
- Electronic damping facility for further acoustic noise and mechanic vibrations reduction at low and medium speed.
- Version: boxed/open frame, equipped with crimp-type or screw-type connectors.
- Maximum compactness.
- Warranty: 24 months.

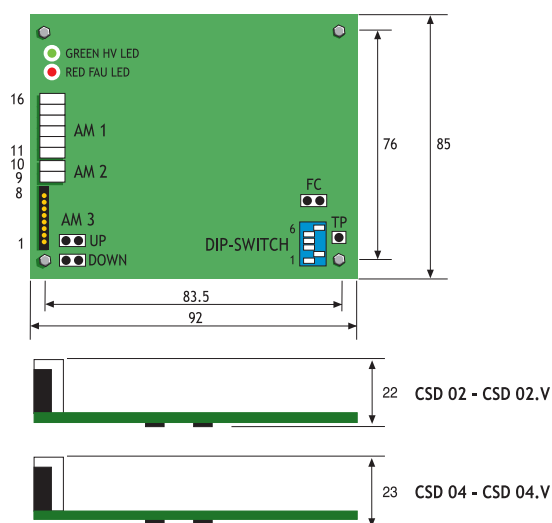


POWER AND LOGIC CONNECTIONS

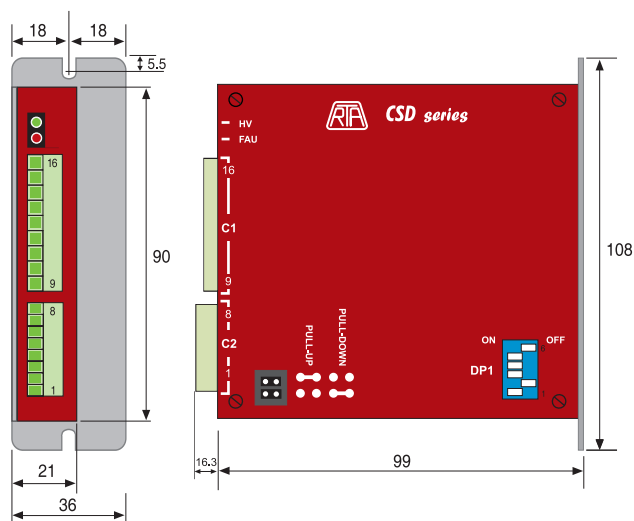


MECHANICAL DIMENSIONS

CSD 02 / CSD 04



CSD 92 / CSD 94



Dimensions in millimeters - Not in scale.

© R.T.A. s.r.l. PAVIA (Italy) CAE - 06 - 14



R.T.A. s.r.l.
Via E. Mattei - Fraz. Divisa
27020 MARCIGNAGO (PV) ITALY
Tel. +39.0382.929.855 - Fax +39.0382.929.150
www.rta.it

R.T.A. Deutschland GmbH
Bublitzer Straße 34
40599 DÜSSELDORF (Germany)
Tel. +49.211.749.668.60 - Fax +49.211.749.668.66
www.rta-deutschland.de

R.T.A. IBERICA-Motion Control Systems S.L.
C/Generalitat 22, 1º 3º
08850 GAVA - BARCELONA (Spain)
Tel. +34.936.388.805 - Fax +34.936.334.595
www.rta-iberica.es